























InFlow Ref: PPE-0119250

Used Water Connection Point: 225mm diameter sewer at manhole 1304 in John Adams Way (NGR: TF 33139 44381)



Potable Water  Fitting   
Raw Water   
Decommissioned Water  Hydrant   
Please note: Not all fittings are shown on the map

Foul Sewer   
Surface Sewer   
Combined Sewer   
Final Effluent   
Rising Main\*   
Private Sewer\*   
Decommissioned Sewer\*   
Outfall\*   
Inlet\*   
Manhole\*   
Sewage Treatment Works   
Public Pumping Station   
Decommissioned Pumping Station   
\*Colour denotes effluent type

@ Crown Copyright 2014. All rights reserved.  
Ordnance Survey License Number 100022432