



2+



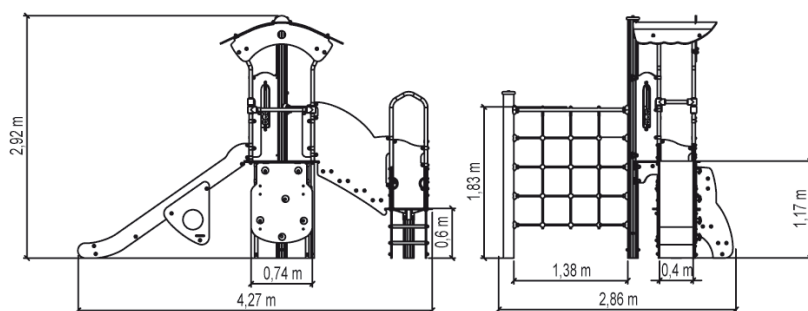
18



1,8m



1 = 4,27m 2 = 2,78m 3 = 2,9m



Play value : 11

climbing



x1

sliding



x1

meeting



x2

resting



x1

handling



x1

taking shelter

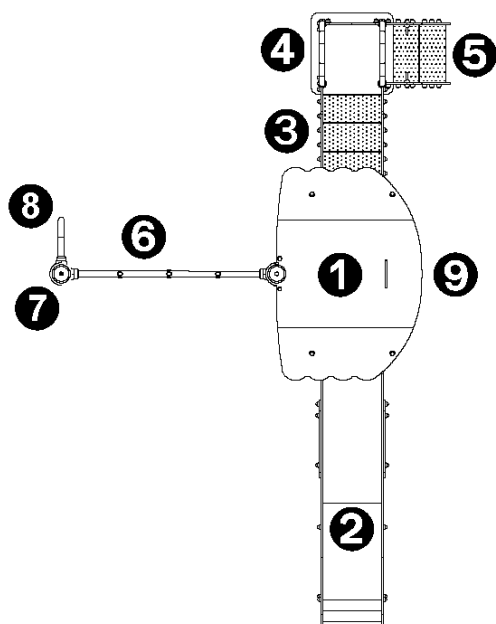


x1

climbing



x4

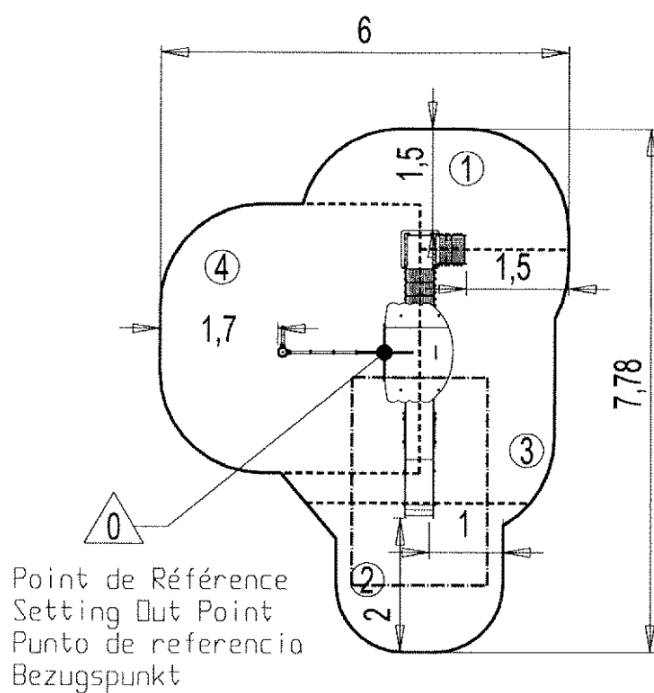


- ① Tower HT: 1.17m
- ② Slide HT: 1.17m
- ③ Connecting staircase
- ④ Platform HT: 0.6m
- ⑤ Steps
- ⑥ Climbing net
- ⑦ Post
- ⑧ Post ladder
- ⑨ Climbing wall

Installation of equipment

Impact area =

— Impact area
- - - Free space



1	0,6m	5m ²
2	1m	5,5m ²
3	1,17m	8,5m ²
4	1,8m	14,5m ²



2



12h00



0.2m³



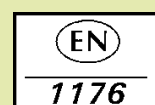
33.5m²



306kg



33kg



Proludic

0000-00-00