





KEY

-  Proposed native hedge planting
-  Proposed wildflower margins
EM3 – Special General Purpose Meadow Mixture (or equivalent)
-  Enhanced low-intensity grazed pasture
Emorsgate EG27 – Special Old-Fashioned Grazing Mixture (or equivalent)
-  Solar panels



SOFTWORKS: Specification Notes
For all hard landscape works, drainage, signage and boundary treatments including slopes, walls, fencing refer to Architect's or Engineer's drawings. For existing levels refer to site survey and for proposed levels refer to Engineer's drawings.

GENERAL
Workmanship:
All landscape soft works are to be carried out in accordance with BS4428:1989 'Code of Practice for General Landscape Operations' and BS 3936:1992 'Recommendations for Cultivations and Planting in the Advanced Nursery Stock category'. Works should be carried out at the appropriate season and only in appropriate weather conditions.

Services and Setting Out:
Prior to starting works, verify locations of all services and obtain instruction if required. Set out planting areas as shown and obtain approval before planting.

PLANTING - HEDGES

Prior to planting, remove all debris and stones over 50mm diameter. Carry out weed control as necessary. Where advised, remove dead or diseased plants in hedge prior to new planting.

Native Hedge Planting:
Excavate trench minimum dimension 450 x 450 and rip/fork over bottom of trench to ensure adequate drainage. All hedging plants are to be planted in rows @4 plants per 1m.

Planting:
Plant each plant upright, carefully replacing backfill and heel well in. Add min 2kg compost (well-rotted horse manure) to the backfill material for each shrub/tree during planting and mix well. Water to field capacity. Stake whips with rabbit guards. Trees to be staked or tied.

Species Mix:
Hawthorn (*Crataegus monogyna*)
Blackthorn (*Prunus spinosa*)
Common Osier (*Salix viminalis*)
Grey willow (*Salix cinerea*)
Goat willow (*Salix caprea*)
Dogwood (*Cornus sanguinea*)

GRASS AREAS
Existing arable will be scarified and oversown with Emorsgate EG27 – Special Old-Fashioned Grazing Mixture (or equivalent). Sowing rates of 40kg/ha. Rolled. During establishment, the grass will need its first management around 6-10 weeks from sowing. Arisings removed. After establishment grazing regime to be adopted.

Around the margins of the fields, Emorsgate EM3 – Special General Purpose Meadow Mixture to be sown. Sowing rates of 40kg/ha. Rolled. During establishment 6-8 cuts April – August. Arisings removed. After establishment, hay cut regime to be adopted. Leave the 'hay' to dry and shed seed for 1-7 days then remove from site. Mow the re-growth through to late autumn/winter to c 50mm and again in spring if needed.

SOFTWORKS: Aftercare
The Biodiversity Management Plan shall include a 12 month maintenance period following practical completion. During this period the softworks contractor is responsible for all aspects of softworks aftercare. Allow for regular inspection visits, maintenance and routine site inspection as specified in BS 4428.

Aftercare: Planting
Allow for maintenance works, to include weed control, attention to protection from animals, checking stakes and ties, formative pruning to achieve desired form, watering and replacement of failures.

All planting shall be carried out in the first planting season following the completion of the development, or in a programme agreed in writing by the Planning Authority. If any trees or plants are removed or become seriously damaged or diseased within a period of 5 years from the completion of the development site, they shall be replaced in the next planting season with others of a similar size and species, unless the Planning Authority gives written approval to any variation.



LANDSCAPE SCIENCE CONSULTANCY LTD
The Old Barracks, Sandon Road
Graham, Lincolnshire
NG31 9AS

01476 569600
e: admin@landscapescienceconsultancy.co.uk
www.landscapescienceconsultancy.com

PROJECT: VICARAGE DROVE
BICKER

TITLE: LANDSCAPING PROPOSALS

SCALE: Not To Scale **DATE:** 27/04/2021

SOURCE: Reproduced under OS Licence AL100014007

JOB No	Figure No	Revision	Drawing Size
D68.20	08a	A	A1



SOFTWORKS: Specification Notes
For all hard landscape works, drainage, signage and boundary treatments including slopes, walls, fencing refer to Architect's or Engineer's drawings. For existing levels refer to site survey and for proposed levels refer to Engineer's drawings.

GENERAL
Workmanship:
All landscape soft works are to be carried out in accordance with BS4428:1989 'Code of Practice for General Landscape Operations' and BS 3936:1992 'Recommendations for Cultivations and Planting in the Advanced Nursery Stock category'. Works should be carried out at the appropriate season and only in appropriate weather conditions.

Services and Setting Out:
Prior to starting works, verify locations of all services and obtain instruction if required. Set out planting areas as shown and obtain approval before planting.

PLANTING - HEDGES

Prior to planting, remove all debris and stones over 50mm diameter. Carry out weed control as necessary. Where advised, remove dead or diseased plants in hedge prior to new planting.

Native Hedge Planting:
Excavate trench minimum dimension 450 x 450 and rip/fork over bottom of trench to ensure adequate drainage. All hedging plants are to be planted in rows @4 plants per 1m.

Planting:
Plant each plant upright, carefully replacing backfill and heel well in. Add min 2kg compost (well-rotted horse manure) to the backfill material for each shrub/tree during planting and mix well. Water to field capacity. Stake whips with rabbit guards. Trees to be staked or tied.

Species Mix:
Hawthorn (*Crataegus monogyna*)
Blackthorn (*Prunus spinosa*)
Common Osier (*Salix viminalis*)
Grey willow (*Salix cinerea*)
Goat willow (*Salix caprea*)
Dogwood (*Cornus sanguinea*)

GRASS AREAS
Existing arable will be scarified and oversown with Emorsgate EG27 – Special Old-Fashioned Grazing Mixture (or equivalent). Sowing rates of 40kg/ha. Rolled. During establishment, the grass will need its first management around 6-10 weeks from sowing. Arisings removed. After establishment grazing regime to be adopted.

Around the margins of the fields, Emorsgate EM3 – Special General Purpose Meadow Mixture to be sown. Sowing rates of 40kg/ha. Rolled. During establishment 6-8 cuts April – August. Arisings removed. After establishment, hay cut regime to be adopted. Leave the 'hay' to dry and shed seed for 1-7 days then remove from site. Mow the re-growth through to late autumn/winter to c 50mm and again in spring if needed.

SOFTWORKS: Aftercare
The Biodiversity Management Plan shall include a 12 month maintenance period following practical completion. During this period the softworks contractor is responsible for all aspects of softworks aftercare. Allow for regular inspection visits, maintenance and routine site inspection as specified in BS 4428.

Aftercare: Planting
Allow for maintenance works, to include weed control, attention to protection from animals, checking stakes and ties, formative pruning to achieve desired form, watering and replacement of failures.

All planting shall be carried out in the first planting season following the completion of the development, or in a programme agreed in writing by the Planning Authority. If any trees or plants are removed or become seriously damaged or diseased within a period of 5 years from the completion of the development site, they shall be replaced in the next planting season with others of a similar size and species, unless the Planning Authority gives written approval to any variation.

LANDSCAPE SCIENCE CONSULTANCY LTD
The Old Barracks, Sandon Road
Grantham, Lincolnshire
NG31 9AS

01476 569600
e: admin@landscapescienceconsultancy.co.uk
www.landscapescienceconsultancy.com

PROJECT: VICARAGE DROVE
BICKER

TITLE: LANDSCAPING PROPOSALS

SCALE: Not To Scale **DATE:** 27/04/2021

SOURCE: Reproduced under OS Licence AL100014007

JOB No	Figure No	Revision	Drawing Size
D68.20	08b	A	A1