BLOCK 02

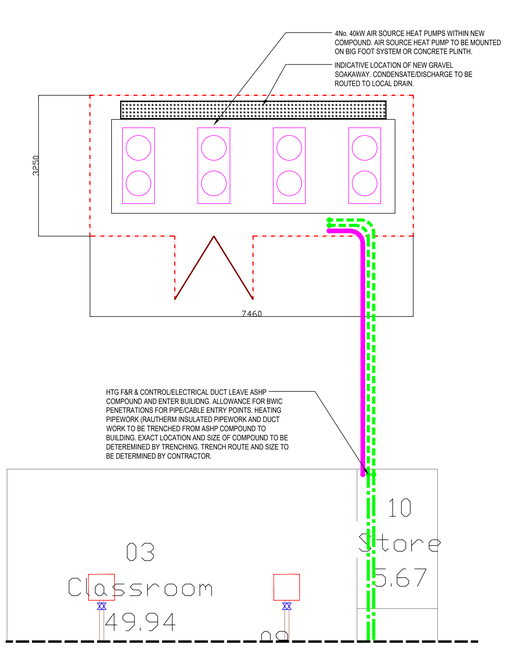

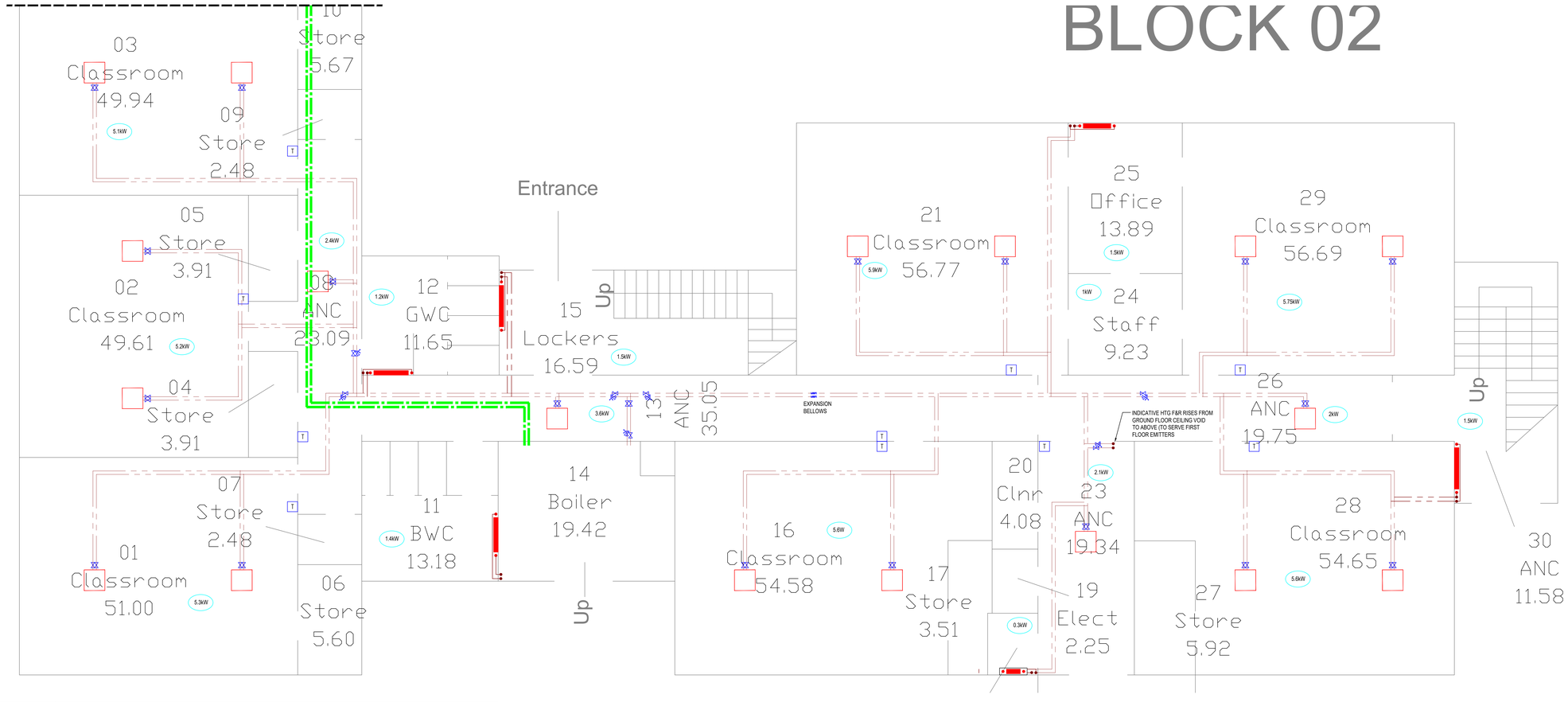

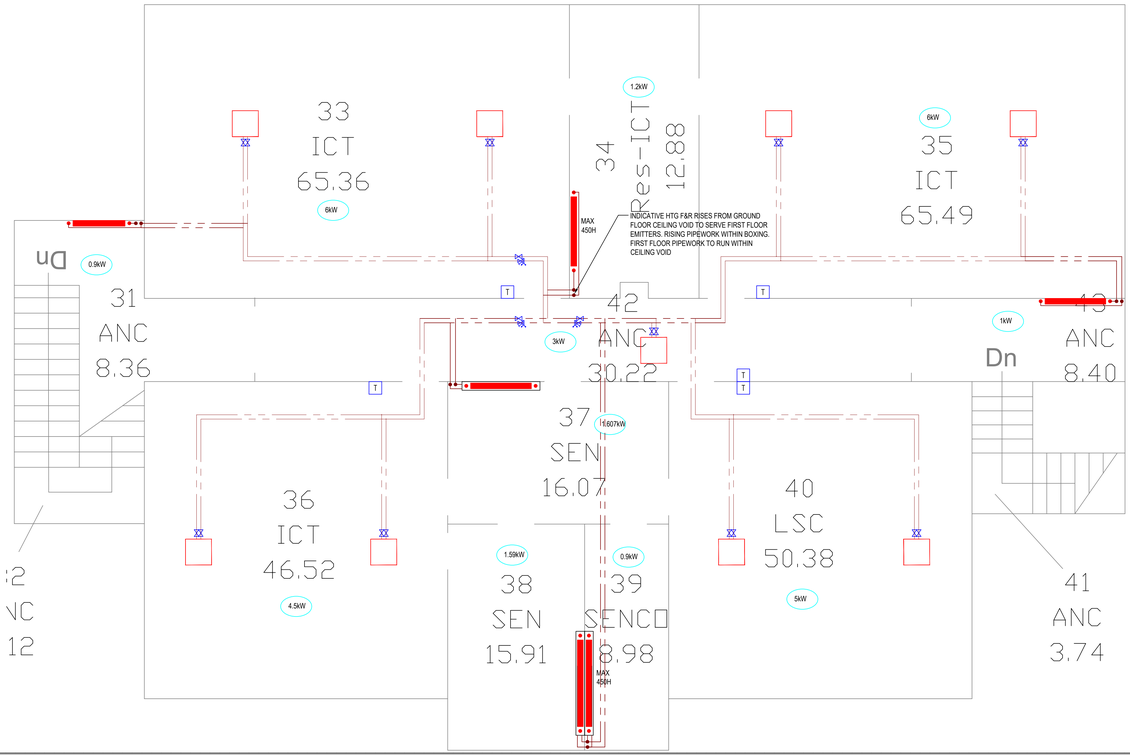

CONSTRUCTION (DESIGN AND MANAGEMENT) REGULATIONS 2015

DESIGNERS HAZARD INFORMATION FOR CONSTRUCTION

IF YOU DO NOT FULLY UNDERSTAND THE RISKS INVOLVED DURING THE CONSTRUCTION OF THE ITEMS INDICATED ON THIS DRAWING ASK THE PROJECT MANAGER, HEALTH & SAFETY ADVISOR OR A MEMBER OF THE DESIGN TEAM BEFORE PROCEEDING.

THE ABOVE NOTE REFERS SPECIFICALLY TO THE INFORMATION SHOWN ON THIS DRAWING, REFER TO THE HEALTH & SAFETY PLAN FOR FURTHER INFORMATION.

NOTES

1. THIS DRAWING IS TO BE READ IN CONJUNCTION WITH ALL RELEVANT ARCHITECTURAL & STRUCTURAL DRAWINGS.
2. THIS DRAWING IS TO BE READ IN CONJUNCTION WITH ALL RELEVANT BUILDING SERVICES DRAWINGS & THE RELEVANT SECTIONS OF THE SPECIFICATIONS & SCHEDULES.
3. THIS DRAWING IS NOT TO BE SCALED.
4. ALL DIMENSIONS ARE IN mm UNLESS OTHERWISE STATED.
5. ALL HEATING PIPEWORK SHALL BE HEAVY GRADE STEEL PIPEWORK TO BSEN 10255:2004.
6. ALL HEATING PIPEWORK, WITH THE EXCEPTION OF FINAL DROPS TO RADIATORS, SHALL BE INSULATED.
7. AUTOMATIC AIR VENTS TO BE FITTED AT ALL HIGH POINTS, DRAIN COCKS TO BE FITTED AT ALL LOW POINTS.
8. HEATING PIPEWORK BRANCHES SHALL BE COMPLETE WITH ISOLATION VALVE ON THE FLOW AND DOUBLE REGULATING VALVE OR COMMISSIONING SET ON THE RETURN AS INDICATED.
9. ALL RADIATORS, EXCEPT IN CIRCULATION AREAS, TO BE COMPLETE WITH A THERMOSTATIC RADIATOR VALVE ON THE FLOW CONNECTION AND LOCKSHIELD VALVE ON THE RETURN CONNECTION.
   ALL CONNECTIONS TO BE TBOE UNLESS INDICATED OTHERWISE.

ISOLATION VALVE

COMMISSIONING SET

FAN CONVECTOR (CEILING MOUNTED/LAID ON CEILING GRID) C/W POWER SUPPLY

LST RADIATOR

CONVENTIONAL RADIATOR

x.xkW INDICATIVE HEAT LOSSES FOR PRICING PURPOSES

THIS DRAWING IS A STAGE 3 INDICATIVE DRAWING. CONTRACTOR TO DEVELOP THE DESIGN INTENT TO FULL DETAILED DESIGN. ANY SIZING INFORMATION PROVIDED IS TO BE VERIFIED BY THE CONTRACTOR.

REF	DESCRIPTION	DATE	BY
T01	TENDER ISSUE	12.06.23	KG

CLIENT: MAC

G&G DESIGN SERVICES

G&G Design Services Ltd
Email: info@gandgdesignservices.co.uk
Tel: 07928 496704, 07968 211242

PROJECT: **GILES ACADEMY**

DRAWING TITLE: **INDICATIVE HEATING LAYOUT**

DRN	CHKD	SCALE	SHEET	PROJECT No.	MECHANICAL DESIGNER	MECHANICAL DRAWER	ELECTRICAL DESIGNER	ELECTRICAL DRAWER
KG	KG	1:50	A0	230509	KG	KG	KG	KG

FIRST ISSUE DATE	PROJECT STAGE	STATUS
JUNE 23	STAGE 3	S3 - SUITABLE FOR REVIEW & COMMENT

230509-G&G-XX-XX-M-DR-1100 — T01

PROJECT - ORIGINATOR - VOLUME - LEVEL - TYPE - ROLE - NUMBER — REVISION