

SCALE 1-500

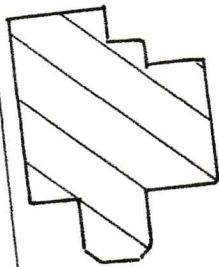


EXISTING
BLOUT
PLAN

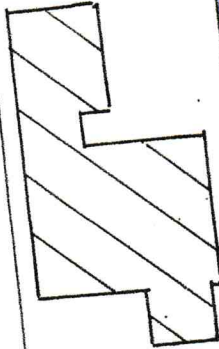
PLAN REF
No 3

COLES LANE

GRIMSHAW'S

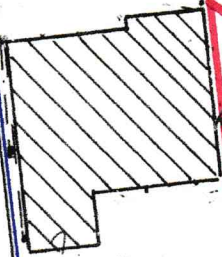


THE
BITCHES

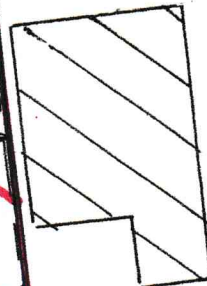


WILLOW
HOUSE

CREST
HOUSE



ROSEDALE





5.700

CONSTRUCTION
AREA - NOW
UNDER
CONSTRUCTION
SEE PLANNING REF: - No
B/20/033

SMALL COPS
SOME WAY
NEED TO BE
REMOVED

EXISTING
TREES TO
REMAIN



Block
Scale
1-500

SCALE 1-500 METRES

