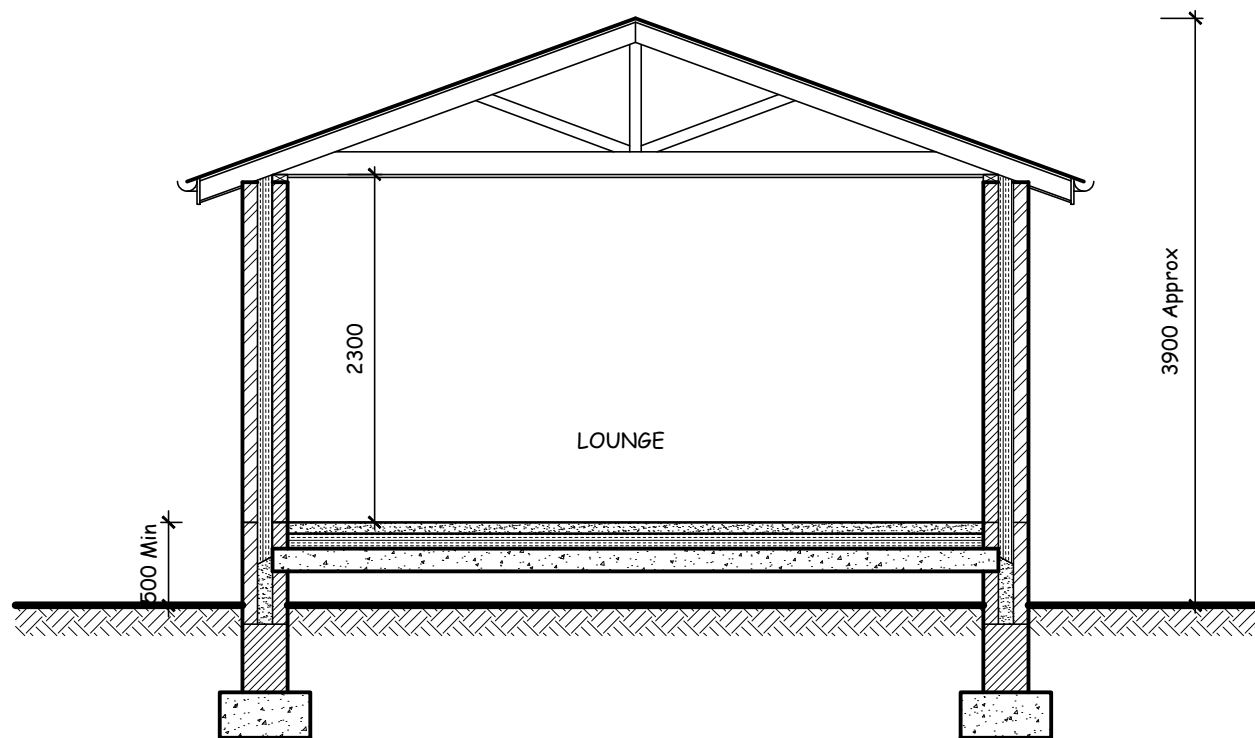
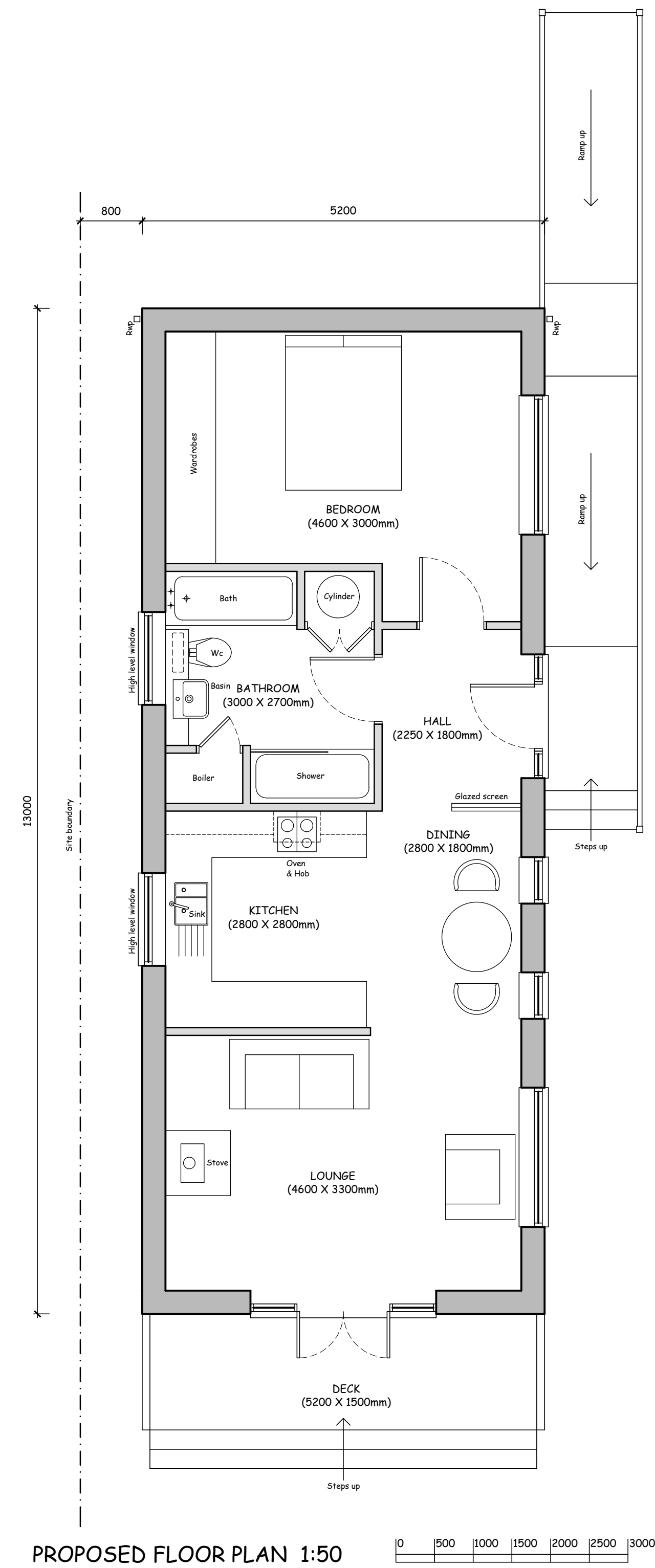
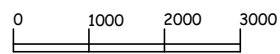
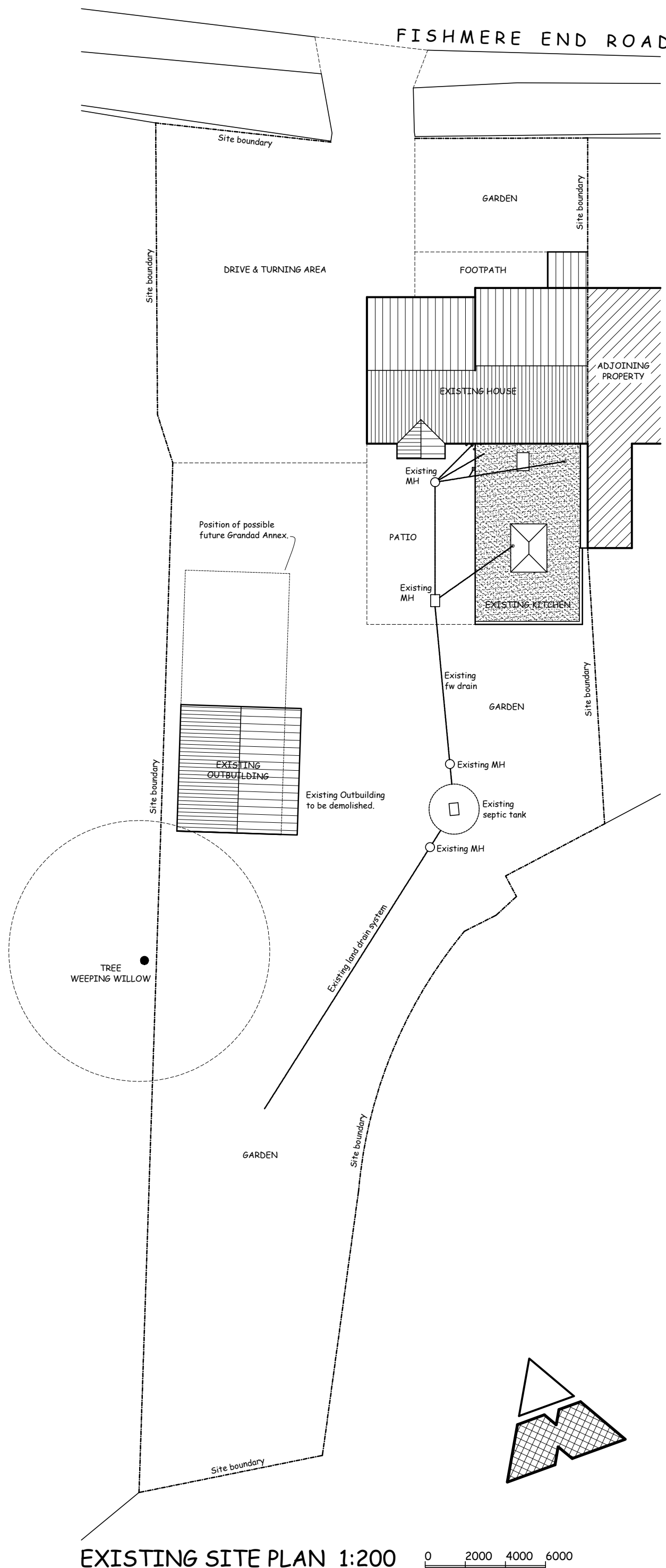



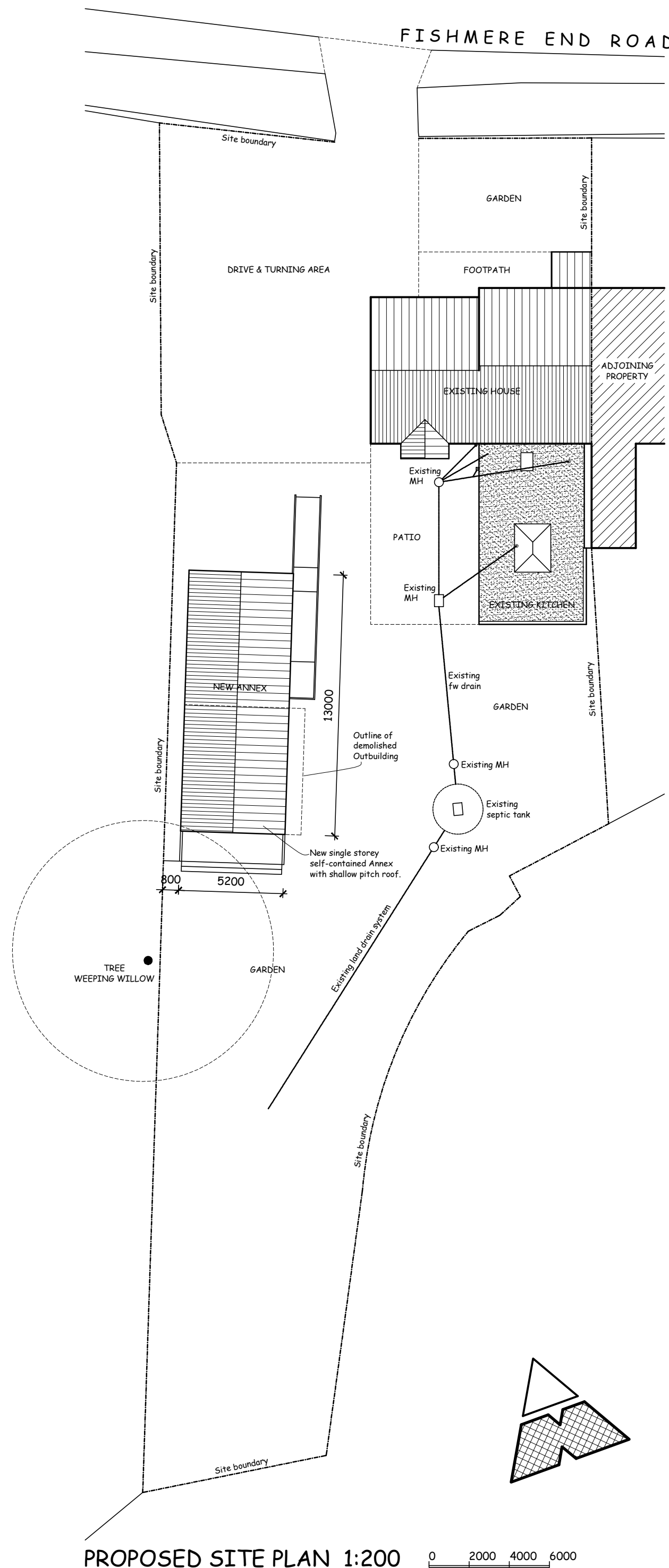
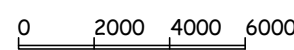
PROPOSED ELEVATIONS 1:100




TYPICAL SECTION 1:50



EXISTING SITE PLAN 1:200



PROPOSED SITE PLAN 1:200



GENERAL NOTES

COPYRIGHT

This drawing is copyright and may not be altered, traced, photocopied or used for any other purpose other than that for which it is issued.

LIMITATIONS

This drawing is limited in the amount of information contained and does not purport to contain a full specification for the works. It is solely for the purpose of obtaining Building Regulation approval. The drawing must not be used as a contract document alone.

DIMENSIONS

Do not scale from this drawing. Always use figured dimensions.

All dimensions are to be checked on site by the builder who shall take responsibility for measurements for construction and ordering purposes from commencement of site works.

Whilst every effort is made to ensure accuracy in dimensioning, measurements should be carefully checked to ensure compatibility with existing structures and features.

SUPERVISION

The works will not be supervised by Richard J Diggle Ltd or any representative thereof. It is the client's or their appointed agents responsibility to control workmanship, substitution of materials, adherence to specification, variations to contract etc.

STANDARDS

All materials to be new unless otherwise stated and all components and materials etc. to be used, fitted and installed in strict accordance with manufacturer's instructions and relevant Code of Practice.

Materials shall conform to the appropriate British Standard Specification or BBA Certificate or European Code equivalent.

Preservative treatment to BS 5268 : Part A shall be carried out to all timber prior to delivery to site.

DETAILS / FOUNDATIONS

All details shown on this drawing including foundations, are based upon typical site conditions including soil of good bearing capacity.

Site soil surveys are recommended in respect of foundations to establish specific site conditions before foundation work is undertaken.

If adverse ground conditions are encountered, then the advice of a qualified structural engineer should be sought.

HEALTH AND SAFETY

It is the Employer / Client's responsibility to ensure that the selected contractor is conversant with and adopts all measures necessary to achieve compliance with Health and Safety legislation for Building Sites and Works Places.

The Employer / Client is advised that should the works need to comply with the Construction Design and Management Regulations 2015, it is his/her responsibility to appoint and employ an independent Principal Designer and a Principal Contractor.

SCOPE OF THE WORKS

The works comprise all that is shown on the drawings and details. Any work that may not be specifically shown, but may reasonably be inferred as necessary to carry out the works shall be deemed to be included.

A North point added.

26/08/2020

Revisions

Richard J Diggle Ltd
Building Design : Project Management

194 Broad Gate
Weston Hills
Spalding
Lincs
PE12 6DQ
Tel/fax: 01406 380852
Mob: 07771 621902
E-mail: richard@diggle.biz

Client

MR & MRS M DUNNING

Project

NEW SINGLE STOREY ELDERLY PERSON'S ANNEX

2 FISHMERE END ROAD
SUTTERTON
PE20 2HX

Drawing

SCHEME DRAWING

FLOOR PLAN

TYPICAL SECTION

ELEVATIONS

EXISTING & PROPOSED SITE PLANS

Scale

As shown @ A1

Date

August 2020

Drawing Number

20-1355-01A