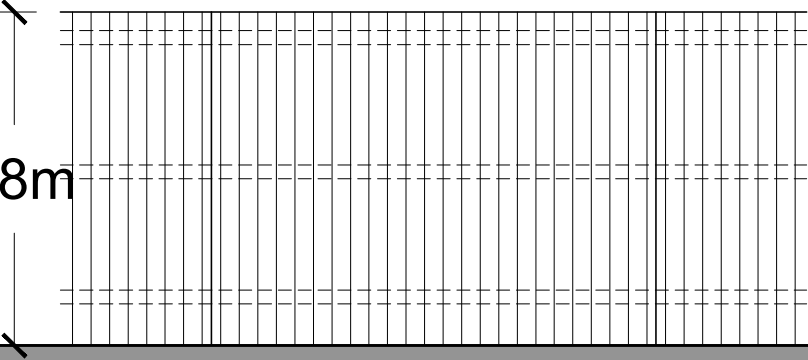



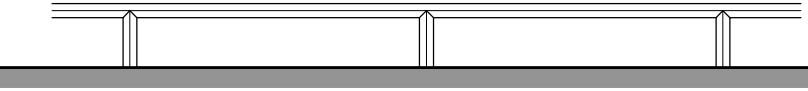
KEY




BOUNDARY TYPE 1 - CBF
1.8m High Close Boarded Fence



BOUNDARY TYPE - BW
1.8m High Brick Wall



BOUNDARY TYPE - KR
Knee Rail



BOUNDARY TYPE - MR
0.9m High Metal Railing

Rev.	Date	Description
E	15.11.2023	Site layout updated after re-design of plots.
D	15.06.2023	Estate Railings Added
C	14.06.2023	Site layout updated after re-design of plots.
B	29.06.2023	House type schedule updated to suit.
A	21.02.2023	Plot 151 fencing amended.
		Private path to plots 217-218 altered to adoptable road for access to 6 plots.
		Nene house type replaced with Rutland.
		Plots 174 - 188 amended.



1 Goodison Road, Lincs Gateway Business Park,
Spalding, Lincs, PE12 6FY T: 01406 490590

PROJECT:	Proposed Residential Development at London Road Kirton (Southern Phase)
DRAWING:	Boundary Treatment Plan

SCALE:	1:500@A1	DRAWN:	MII
DATE:	FEB.2022	REVISION:	E

DRAWING No:	120-BT-01
-------------	-----------