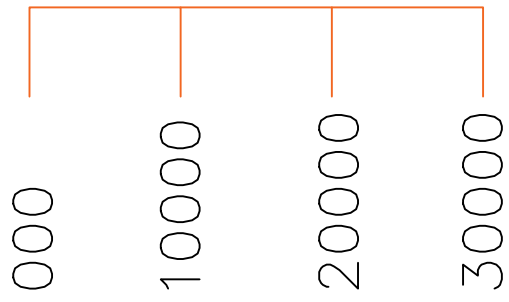
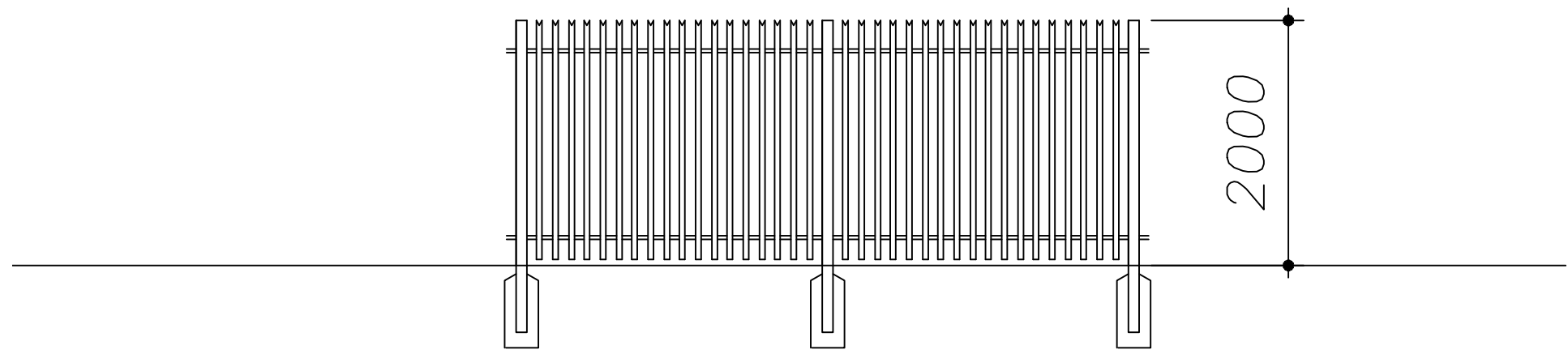


Ordnance Survey (c) Crown Copyright 2020. All rights reserved. Licence number 100022432

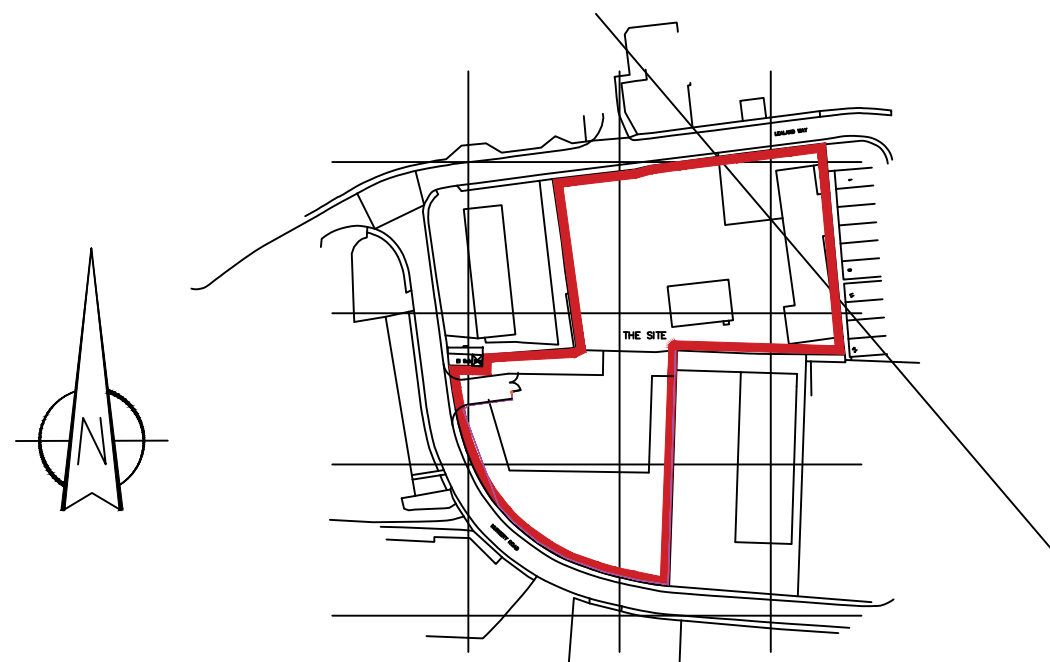


SITE BLOCK PLAN 1:500



2.0 GALVANIZED PALISADE FENCING
IN LINE SHOWN ON PLANS

FENCE ELEVATION 1:50



Ordnance Survey (c) Crown Copyright 2020. All rights reserved. Licence number 100022432

LOCATION PLAN 1:2500

Drawing Title
PLANS AND ELEVATIONS

Scale
VARIOUS

Date
JUNE 2020

Drawn
db

Checked

Drawing number
DC / 549W / 03

Revision

Client
WITHAM TIMBER LTD

Project
**NEW FENCE, NUSERY ROAD, BOSTON, LINCOLNSHIRE.
PE21 7TN**

DC ARCHITECTURAL SERVICES LIMITED
ARCHITECTURAL AND PLANNING SERVICES
The Barn, Partney Mill, Spilsby, Lincolnshire, PE24 4PE
Tel No. 01790 752865 Mobile 077762227893
e-mail davidbiggadke@btconnect.com